

DC Ultra

Best-in-class Quality of Results that Correlate to Layout

Overview

DC Ultra™ is the best-in-class, production RTL synthesis solution enabling users to meet today's design challenges such as fastest timing, smallest area, lowest power consumption and highest test coverage in the shortest design cycle time. DC Ultra achieves this by concurrently applying its unique algorithms to optimize for timing, area, power and test.

DC Ultra includes innovative Topographical technology that enables a predictable flow resulting in faster time to results by eliminating costly iterations between synthesis and layout. Topographical technology accurately predicts post-layout results such as timing, power and area in synthesis to help designers reduce costly iterations between synthesis and physical implementation.

DC Ultra also includes a scalable infrastructure that delivers 2X faster runtime on quad-core platforms.

Key Benefits

- ▶ Delivers best Quality of Results (QoR) in terms of area, timing, power and test
- ▶ Results correlate to physical implementation
- ▶ Removes timing bottlenecks by creating fast critical paths
- ▶ Offers more flexibility for users to control optimization on specific areas of designs
- ▶ Enables higher efficiency with integrated static timing analysis, test synthesis and power synthesis
- ▶ Support for multi voltage and multi supply
- ▶ 2X faster runtime on quad-core compute servers

DC Ultra is the core of Synopsys' comprehensive RTL synthesis solution, including Power Compiler™, DesignWare®, PrimeTime®, and DFTMAX™. Design Compiler Graphical is available as an add-on to DC Ultra that includes congestion prediction and alleviation capabilities, physical viewer, and push-button floorplan exploration. Additionally Design Compiler Graphical produces physical guidance to IC Compiler, place-and-route solution for even tighter correlation and faster placement runtime.

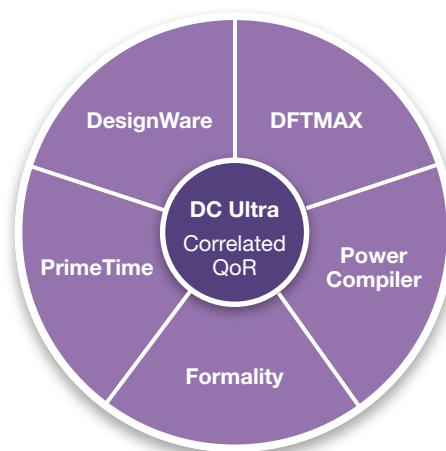


Figure 1: The industry's most comprehensive synthesis solution

Topographical Technology

Topographical technology delivers accurate correlation to post-layout timing, area, test and power without the need for wireload models. It is designed for RTL designers and requires no physical design expertise or changes to the synthesis use model (Figure 2). The accurate prediction of layout timing and area in DC Ultra is achieved through the innovative Topographical technology. It enables RTL designers to fix real design issues while still in synthesis and generate a better starting point for place and route, eliminating costly iterations. This significantly boosts RTL designers' productivity. Topographical technology shares technology with Galaxy™ implementation, minimizing iterations to speed up physical implementation.

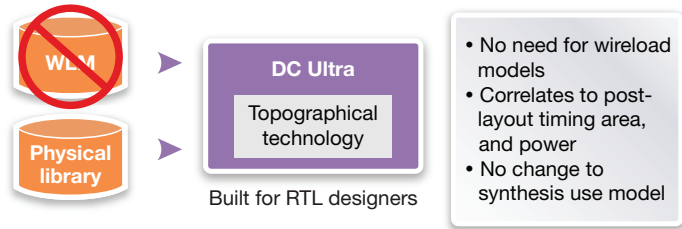


Figure 2: Topographical technology in RTL synthesis

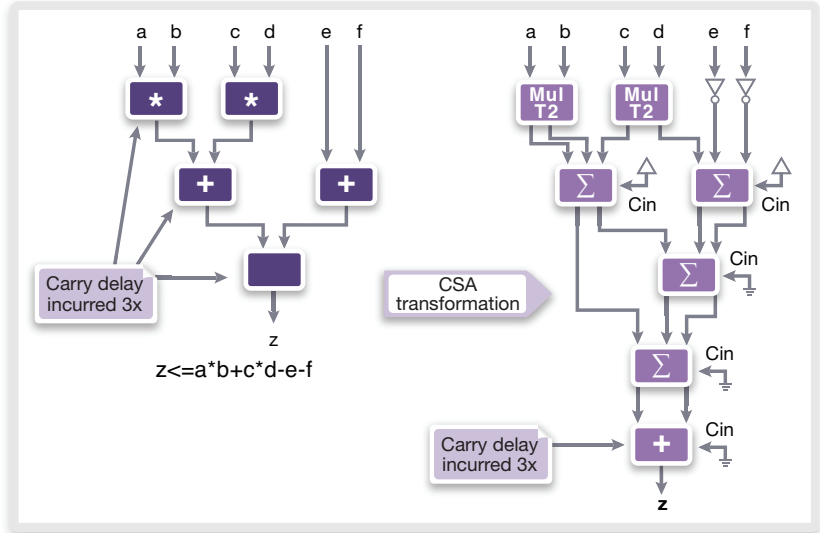


Figure 3: Transformation of sum of products into a Carry Save Adder (CSA) tree

Advanced Arithmetic Optimization

For designs containing datapath, DC Ultra uses innovative datapath optimization algorithms to achieve better QoR in terms of timing, area and power with faster runtimes. DC Ultra identifies arithmetic trees in your HDL and optimizes them using carrysave arithmetic techniques to minimize performance and area impact of carry propagation (Figure 3).

With DC Ultra, logic synthesis users can also take advantage of superior datapath synthesis capability to generate highly optimized implementations of DesignWare arithmetic components.

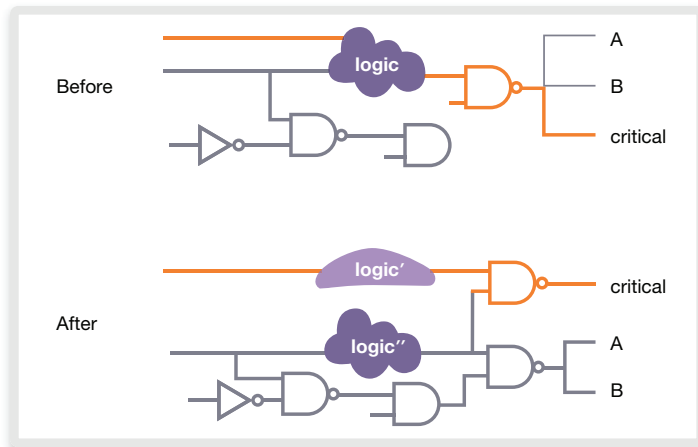


Figure 4: Through logic duplication, DC Ultra reduces the load on the critical path for significant timing improvements

Powerful Critical Path Synthesis

DC Ultra employs various optimization algorithms throughout the synthesis process to deliver ultra-fast critical path timing. For example, immediately after the initial technology mapping, the design is not yet subjected to detailed gate-level optimization techniques. At this stage, DC Ultra performs

aggressive timing driven restructuring, mapping and gate-level optimization. As a result, the subsequent detailed gate-level optimizations benefit from better overall timing-based structure. Throughout gate-level optimization, additional strategies are applied to improve the delay of the critical paths in the design. One of the techniques

includes aggressive logic duplication for reducing the load seen by the critical path (Figure 4). DC Ultra looks at a larger subsection of the critical path during logic duplication and can replicate many gates to reduce load of high fan-out nets, hence improving timing on critical paths through load isolation. DC Ultra will also automatically ungroup parts of

the design on the critical path to achieve better area and timing. It can also buffer high fan-out nets to improve total negative slack.

The DC Ultra mapping algorithms also attempt to map groups of cells to wide fan-in library cells on critical timing paths that can reduce number of logic levels and cell instances. Thus, timing, area, and power are improved.

Register Retiming

Register retiming further improves QoR. It performs optimization of sequential logic by moving registers through logic boundaries to optimize timing with minimum area impact (Figure 5) for designs that already contain registers. The same functionality is preserved at I/O boundaries. Register retiming can also insert pipeline registers in pure combination circuits to be used to meet performance requirements as well as reduce area (Figure 6). Register retiming can be used along with datapath optimization algorithms to get the fastest pipelines.

Better Control of Synthesis Cost-Function Priorities and Optimization Steps

DC Ultra provides finer control over optimization to meet aggressive timing requirements. DC Ultra has a default cost function that prioritizes design rule requirements over timing and area constraints. By setting the appropriate priority, designers can drive synthesis to achieve the best QoR for a design. Compile directives in DC Ultra can be used to further control optimization. The compile directives allow the designer to change DC Ultra’s standard behavior. For example, a designer may have a particular structure in mind and have instantiated the cells in the path. Although the overall structure should not change, it may be desirable for Design Compiler to perform sizing and

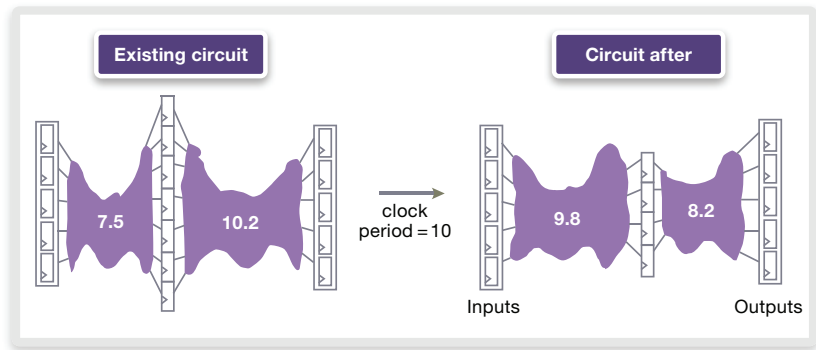


Figure 5: Retiming designs with registers

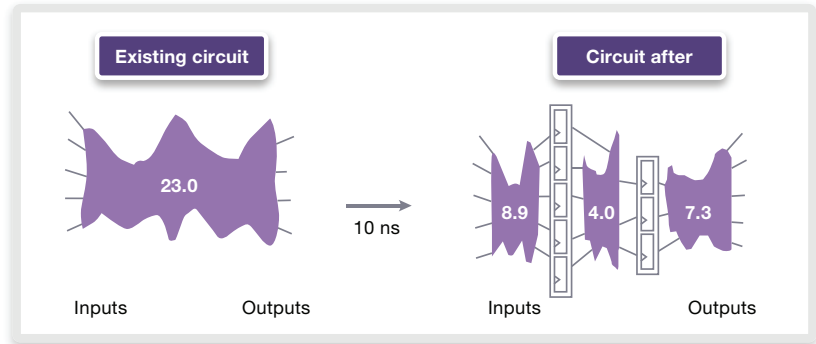


Figure 6: Retiming on combinational logic

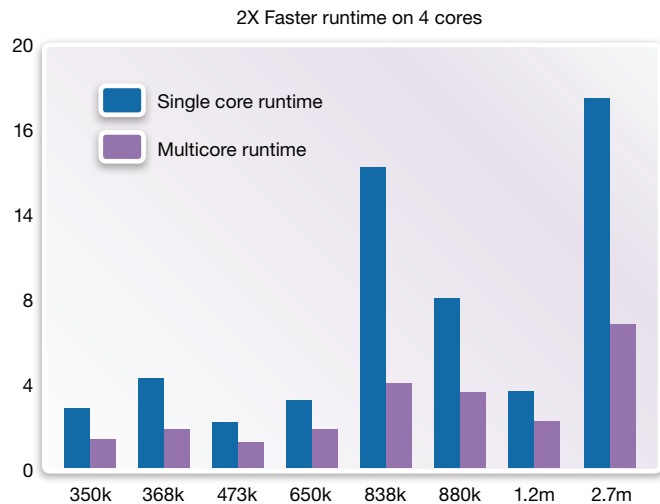


Figure 7: Synthesis runtime

local optimization for better timing. For this set of optimizations, the global structuring of the logic can be disabled while enabling gate sizing.

Infrastructure for Multicore

The advent of multicore processors in compute platforms has boosted the processing power available to designers. DC Ultra includes a scalable

infrastructure to take advantage of multicore compute servers. Using an optimized scheme of distributed and multithreaded parallelization, DC Ultra delivers a 2X improvement in runtimes on quad core platforms. The infrastructure delivers runtime benefits without deviating from the quality of results. Figure 7 compares DC Ultra runtimes across multiple designs on

single core vs. quad core machines. On the X-axis are designs and on the Y-axis are the runtimes in hours. The light purple bars represent DC Ultra runtimes using a single core machine and the purple bars represent runtimes using quad core machines for the same design. As seen in the figure, DC Ultra is, on average, 2X faster on quad core compute servers.

Netlist Formats and Interfaces

DC Ultra supports all popular industry standard formats

Circuit netlist:

- ▶ Verilog, SystemVerilog, and VHDL
- ▶ Command Script: dcsh, TCL

Interfaces:

PLI, SDF, PDEF, SDC

Platforms:

- ▶ IBM AIX (32-/64-bit)
- ▶ Redhat Linux (32-/64-bit)
- ▶ Sun Solaris (32-/64-bit)

Summary

DC Ultra includes comprehensive optimization algorithms to deliver best-in-class quality of results. The Topographical technology in DC Ultra ensures results that correlate to layout, eliminating costly iterations between synthesis and physical implementation. With its advanced feature set and a proven track record of countless design successes, DC Ultra remains to be the synthesis tool of choice.

For more information on Synopsys products, visit us on the web at www.synopsys.com.



Predictable Success Synopsys, Inc. • 700 East Middlefield Road • Mountain View, CA 94043 • www.synopsys.com

©2011 Synopsys, Inc. All rights reserved. Synopsys is a trademark of Synopsys, Inc. in the United States and other countries. A list of Synopsys trademarks is available at <http://www.synopsys.com/copyright.html>. All other names mentioned herein are trademarks or registered trademarks of their respective owners.
3/11.RP.CS337.